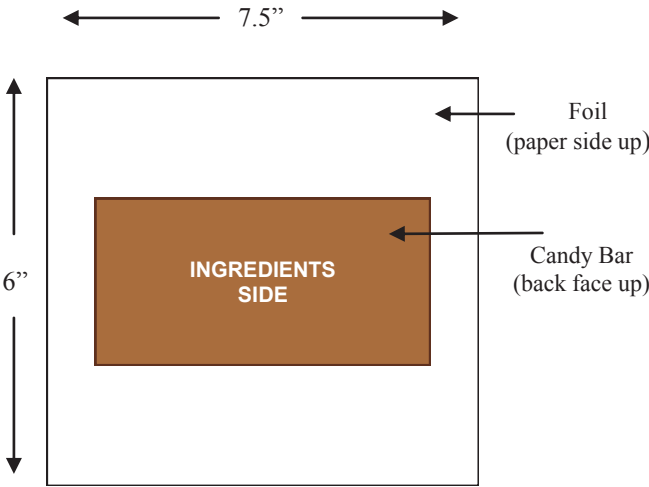
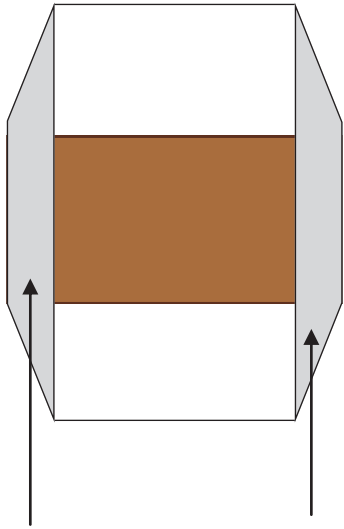
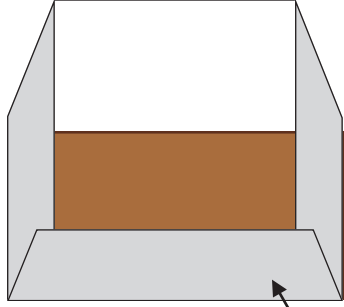
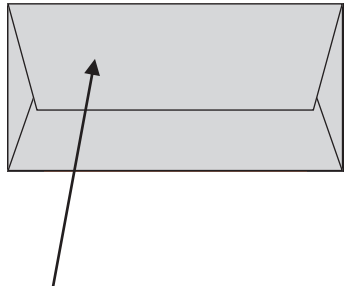


Foil Wrapper Instructions

Tools

1. One sheet of foil wrap (6" x 7.5")
2. Full size candy bars (1.55 oz Hershey's Chocolate Bar)

<p>STEP 1</p>  <p>STEP #1 Lay candy bar face down on the paper side of the foil wrapper (foil side facing down).</p>	<p>STEP 2</p>  <p>STEP #2 Fold the ends of the foil wrapper over each end of the candy bar. Then, fold the corner flaps (top and bottom) to create a slight triangle. This creates a more attractive appearance.</p>
<p>STEP 3</p>  <p>STEP #3 Fold up the bottom flap of the foil wrapper.</p>	<p>STEP 4</p>  <p>STEP #4 Fold down the top flap of the foil wrapper.</p>